



We're going on an

EGG HUNT

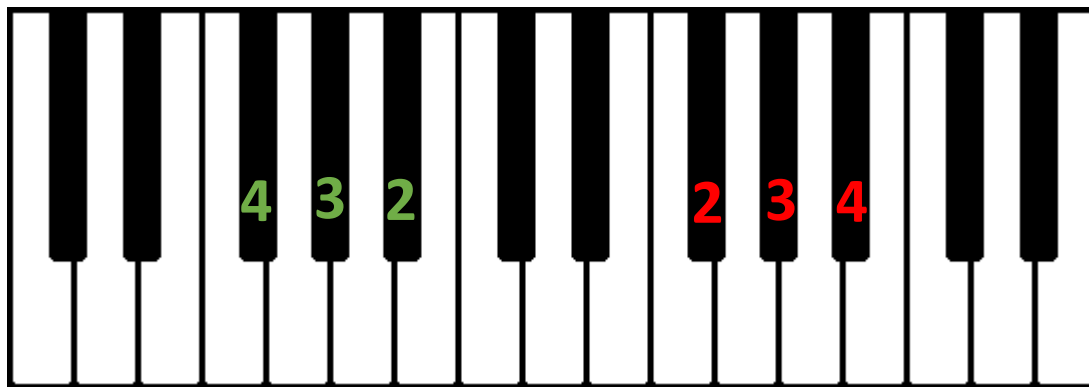
Lift the flaps and find the eggs!




Laura Hughes

BLOOMSBURY

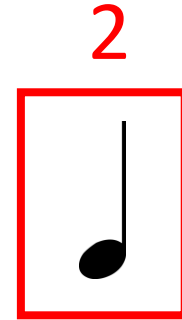
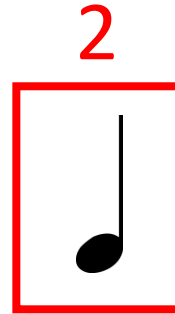

Hand Position



Left Hand



Right Hand



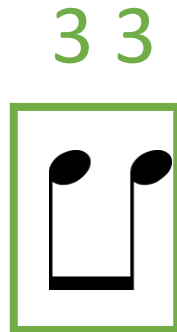



We're going

on an

egg

hunt,



We're going to

find them

all.

4 4

2 2

3 3

3 3

2

4

2

4

We're re - ally ex - ci - ted.



2

4

Hoo -

2 2

4 4

ray for

2 2

4 4

Easter

2


4

Day!

4
3
2

4
3
2


4
3
2



2
3
4

2
3
4

2
3
4



Oh!

No!

Lambs
Chicks
Bees
Ducks





4

Can't

4

go

3 3

over

2

them.

2

Can't

2

go

3 3

under

4

them.

2

Can't

2

go

3 3

around

4

them.

4

4


3 3

2

44
33
22

44
33
22


4
3
2



22
33
44

22
33
44

2
3
4



Got to

go through

them!

4
3
2

2
3
4

2
3
4

Baa!

Baa!

Baa!



HAPPY
EASTER

The image features the words "Happy Easter" in a highly decorative, hand-drawn style. The letters are arranged in two rows. The top row contains "HAPPY" and the bottom row contains "EASTER". Each letter is uniquely decorated: 'H' is pink with a red border; 'a' is light blue with white polka dots; 'P' is yellow with small black dots; 'P' is green with a blue scalloped border; 'Y' is purple with a light blue swirl; 'E' is yellow with white polka dots and a green outline; 'a' is red; 'S' is purple with a green outline; 't' is light blue with a yellow cross; 'e' is purple with a red and blue horizontal stripe; and 'r' is green with yellow and orange stripes. All letters have a soft drop shadow.